

BA MORPHIC & ENERGETIC FIELDS








The Complete Beginner's Guide to **Morphic Fields**

A practical, visual walkthrough of what morphic fields are, how they work, what to expect, and how to use them with confidence.

EDITION 2026 · BAMORPHICFIELDS.COM

Inside this guide

Seven short chapters, designed to be scanned, not slogged through.

| | | |
|---|---|----|
|  | CHAPTER ONE What a Morphic Field Actually Is | 03 |
|  | CHAPTER TWO The Science Underneath | 04 |
|  | CHAPTER THREE What to Expect When You Listen | 05 |
|  | CHAPTER FOUR How to Use Them Effectively | 06 |
|  | CHAPTER FIVE Building Your First Stack | 07 |
|  | CHAPTER SIX Troubleshooting Common Issues | 08 |
|  | CHAPTER SEVEN Voices from the Community | 09 |

HOW TO READ THIS GUIDE

The chapters are short and visual on purpose. Skim the tables and diagrams first. Read the prose only where something catches your attention. Your body learns this material faster through experience than through explanation.

What a Morphic Field Actually Is

A morphic field, in simple terms, is a pattern of information. Not a sound, not a vibration you can measure with a microphone, and not a subliminal message hidden inside music. It is a structured field of intention that interacts with the layer of your body that energy-work traditions have always pointed to, and that modern biofield science is beginning to map.

The audio file is a carrier. The real payload is the field it holds. When you play the audio, the field becomes present in the space around you and begins to interact with your own energetic body.



It is a field, not a file

The audio is the delivery mechanism. The field is the actual content, operating at a layer underneath sound.



It works through your biofield

Your body already carries measurable electromagnetic fields. Morphic fields interact with that layer.



Intention-shaped

Each field carries a specific intention, coded during its creation. That intention is what shapes how you experience it.



Passive to receive

You do not need belief or concentration. Your body receives the field whether or not you are thinking about it.

THE SHORT VERSION

A morphic field is a structured pattern of intention, delivered through audio, that interacts with your body's energetic layer. You receive it by listening, your body integrates it over time, and the changes emerge in your physical, emotional, and mental experience.

The Science Underneath

The concept of morphic fields originates with Rupert Sheldrake, a Cambridge-trained biologist who proposed that nature carries a kind of collective memory through invisible fields of information that shape how systems form and behave. His hypothesis is not mainstream science, and we do not pretend otherwise, but it has not been disproven either.

Running in parallel is the growing field of **biofield science**, which studies the measurable electromagnetic fields around the human body. This part is not speculative. It is physics.

| WHAT IS MEASURABLE | WHERE THE RESEARCH COMES FROM |
|--|--|
| The heart's electromagnetic field | SQUID magnetometer readings, detectable several feet from the body. |
| The brain's electrical activity | EEG technology, used in clinical medicine for decades. |
| Cellular electrical signaling | Basic cell biology. Every cell in your body generates electrical potentials. |
| Biofield therapy outcomes | NIH-funded research at the University of Arizona, UCLA, and Johns Hopkins. |

The honest position is this. The mechanism by which an audio file interacts with the biofield is not fully mapped by conventional research. The existence of the biofield itself, however, is no longer in question. Morphic fields operate in that space, and the evidence for whether they work, for any individual, usually comes from direct personal experience rather than from a peer-reviewed study.

AN HONEST DISCLAIMER

We are not making medical claims. Morphic fields are not a replacement for professional healthcare, and we do not treat them as one. What we offer is a tool for inner work and exploration, supported by biofield science and a community of people who use them daily.

What to Expect When You Listen

People often ask, reasonably enough, what they are supposed to feel. The answer is that it varies, but there are recognizable patterns that appear across many first-time listeners. Your experience will probably include some of the sensations below, and almost certainly not all of them at once.

| SENSATION | WHAT IT USUALLY MEANS |
|--|---|
| Tingling or gentle pressure | The field is being received and your nervous system is noticing it. |
| Warmth or heat in a specific area | Activity is concentrated in that zone. Common in the chest, head, or stomach. |
| Emotional waves or sudden tears | Something is moving through, usually stored emotion that was waiting to be met. |
| Deep thirst, yawning, or sleepiness | The body is processing. Hydrate, rest, allow the next cycle of integration. |
| Nothing at all, at first | This is also normal. Subtler systems often respond before conscious awareness does. |
| Mental quiet or drifting attention | A sign the analytical mind is stepping aside so the body can integrate. |

☹ IF YOU FEEL NOTHING

Feeling nothing is not a sign that the field is not working. It usually means the integration is happening below the level of conscious sensation. Give it a few days of consistent listening and pay attention to changes in sleep, mood, body tension, and the quality of your thoughts rather than to what you feel during the listening session itself.

How to Use Them Effectively

There is no complicated technique. Put the audio on, go about your day or lie down to rest, and let the field do its work. That said, a few principles make the experience significantly better.

| DO | DON'T |
|---|--|
| Keep volume low and comfortable. The field is not stronger at high volume. | Crank the volume expecting more intensity. It just strains your ears. |
| Listen consistently, even briefly, across several days. | Listen once for three hours and expect a permanent result. |
| Hydrate before and after. Your body uses water in integration. | Dehydrate yourself. Integration gets harder and physical symptoms can sharpen. |
| Play fields while you sleep if the body responds well to it. | Stack every field you own at once on day one. |
| Start with one or two fields and learn how your body responds. | Jump into intensive work before you know your baseline. |
| Keep a short note of what you feel each session. | Dismiss small changes as unrelated. They often are the integration. |

✓ THE ONLY RULE THAT REALLY MATTERS

Consistency beats intensity every time. A few minutes a day across two weeks will almost always outperform a single marathon session, because your body integrates these fields in the same way it integrates any new pattern, through repetition and rest.

Building Your First Stack

A stack is a small collection of fields you run together, in sequence or layered, so that they support each other. Good stacks follow a simple logic: clear space first, then address the core work, then finish with integration. Here is the shape of a beginner-friendly stack.

- 1 **Clearing field.** Something that removes what does not belong. Energetic noise, stored tension, old imprints.
- 2 **Grounding or protection field.** Something that settles the nervous system and secures your energetic space before deeper work begins.
- 3 **The core field for your intention.** This is the one you are actually here for. Healing, confidence, focus, whatever you chose.
- 4 **Integration field.** Something gentle that helps the body absorb and stabilize the changes from the core field.

STACKING PRINCIPLES

Start with three fields, not seven. Run the stack consistently for a few days before changing anything. Watch how your body responds between sessions, not just during them. The strongest stack is the one you can actually maintain, which almost always means simpler than you expect.

Our community has built thousands of stacks over the years, and the pattern we see most often is that beginners get the best results from short, deliberate combinations rather than elaborate libraries. Simple also makes it easier to tell which field is doing what, which is the feedback loop you need to get better at this.

Troubleshooting Common Issues

Most of the questions new listeners ask come down to a handful of recognizable patterns. Here is a quick reference for the ones we see most often in our community.

| WHAT YOU NOTICE | WHAT WE SUGGEST TRYING |
|---|---|
| I feel nothing during the session | Keep going for a week. Watch for changes in sleep, mood, and body tension between sessions rather than during them. |
| I feel too much, too fast | Shorten sessions. Add a grounding or integration field. Hydrate. Rest between sessions rather than stacking more. |
| The effect faded after the first few listens | Normal. Your body adapts. Rotate fields, take a short break, or layer in an integration field and come back. |
| My sleep got worse | Stop playing fields during sleep for a few days. Let the body integrate what has already been received before adding more. |
| Strong emotions are surfacing | This is usually the field working. Let them move through. Journal if helpful. Reach out in the community if you want support. |
| I am not sure which field is doing what | Reduce your stack to one or two fields at a time. Simplicity is the fastest way to learn your own response patterns. |

WHEN IN DOUBT, ASK THE COMMUNITY

Most of what you might run into has already been experienced and documented by someone else. The fastest way to find out what is normal, what is unusual, and what is worth adjusting is to ask in our Discord community. Chapter seven points you to exactly where.

Voices from the Community

These are short excerpts from real community members, shared in our public reviews and testimonials channel on Discord. Nicknames are shown with their first and last letter only, to protect privacy. Every quote on this page can be read live in the channel, alongside hundreds more.

ANXIETY RELIEF

"A 10 out of 10 for healing the energy body and the anxiety caused by stronger fields. It seems to heal both the energy system and the central nervous system at the same time."

A****a

INNER CALM

"I was feeling thirsty and napped after it. It made me calm and tranquil. I felt a lot of heavy weight lifted off my head."

S****u

RESET AND CLARITY

"I was overstimulated by social media and asked it to reset my dopamine receptors and my brain to baseline. I feel much better and relaxed now. Less brain fog, more grounded."

D****u

BODY SENSATIONS

"When I focus and interact with the field, it is really neat that after the release in my belly, my whole belly area feels warm afterwards. Very soothing."

B****r


SHIFTING BELIEFS

"I am feeling more and more neutral about money. Like it is just a normal thing. Much less emotional about it."

G****j

Read them live on [Discord](#)

Every quote on this page, plus hundreds more from our community, can be read live in the reviews and testimonials channel on our Discord server. You can watch new experiences come in daily from people using these fields.



The field is always **already here**

You do not need to understand everything in this guide to begin. Start simple, listen consistently, pay attention to what your body tells you, and let the rest unfold in its own time.

When you are ready for deeper work, our free library and community are waiting.

BA MORPHIC & ENERGETIC FIELDS

bamorphicfields.com